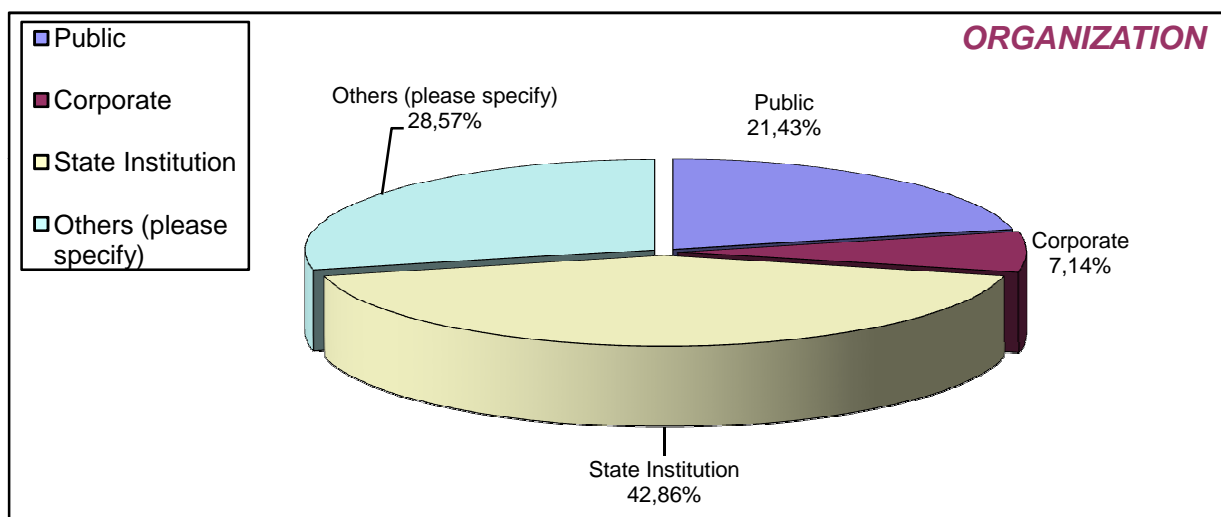
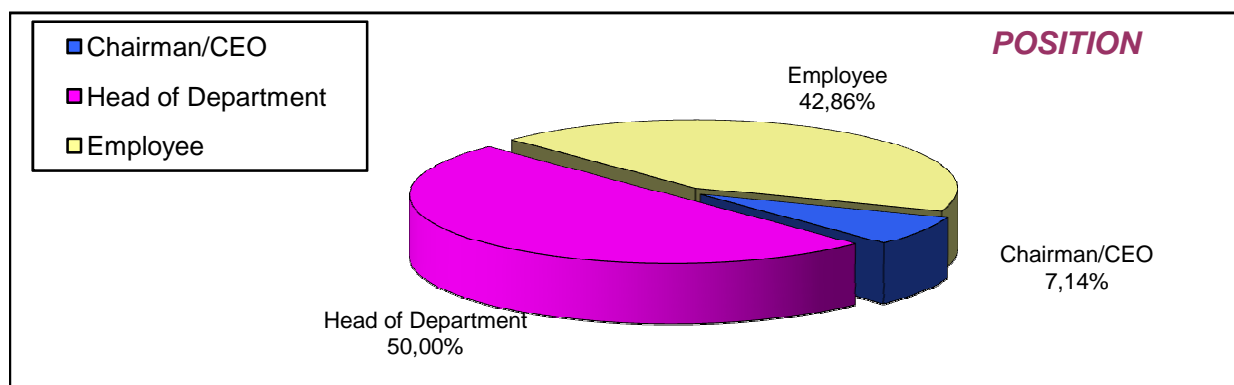


THE XXII. International Conference - New trends in safety and health

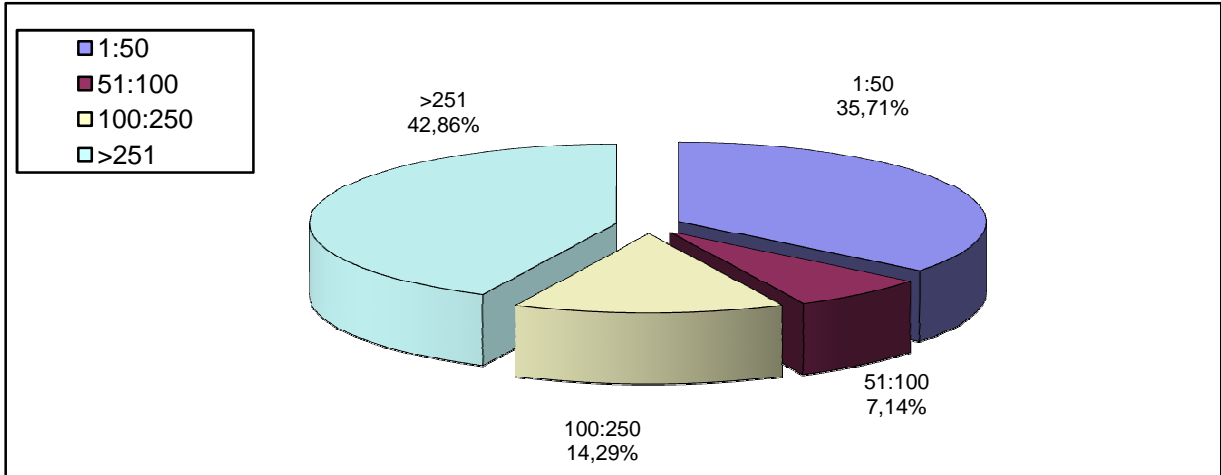
Total participants that filled the evaluation forms				
	14			
Question on	answer	Available Answer Text	Number of respondents to each particular question	Percent out of total
Organization	1	Public	3	21,43%
	2	Trade Licence	0	0,00%
	3	L.T.D.	0	0,00%
	4	Corporate	1	7,14%
	5	State Institution	6	42,86%
	6	Others (please specify)	4	28,57%



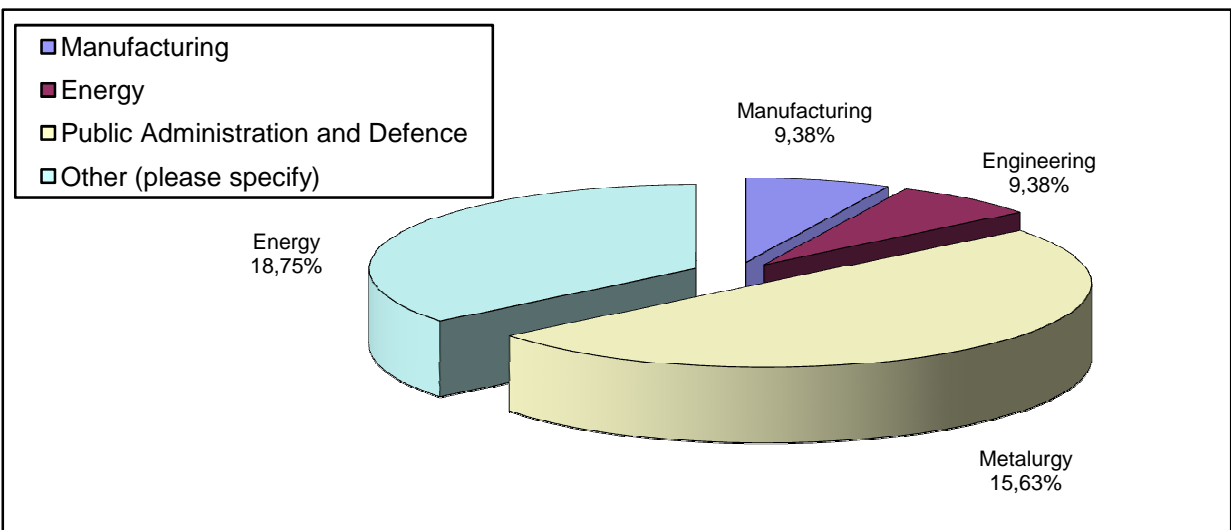
Position	1	Chairman/CEO	1	7,14%
	2	Board Member	0	0,00%
	3	Management	0	0,00%
	4	Head of Department	7	50,00%
	5	Employee	6	42,86%



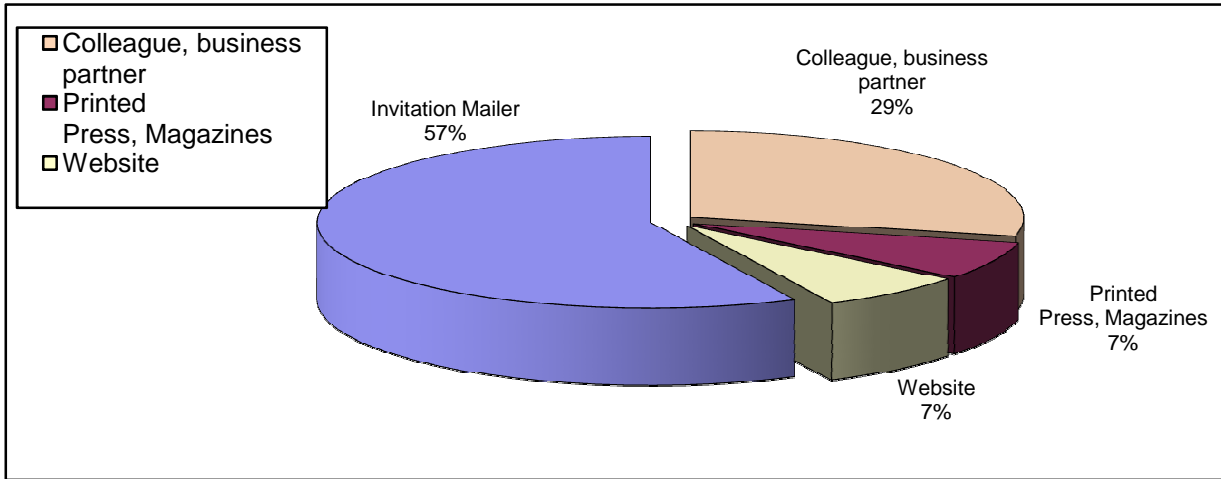
Employees	1	1:50	5	35,71%
	2	51:100	1	7,14%
	3	100:250	2	14,29%
	4	>251	6	42,86%



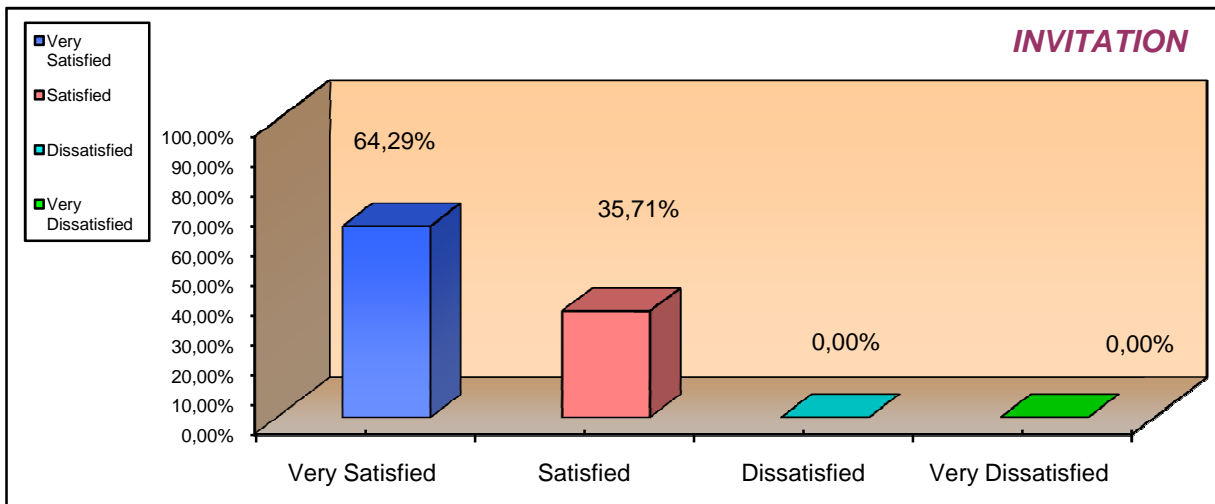
Sector	1	Manufacturing	1	7,14%
	2	Engineering	0	7,14%
	3	Metalurgy	0	0,00%
	4	Energy	1	7,14%
	5	Services	0	0,00%
	6	Transportation	0	0,00%
	7	Public Administration and	7	50,00%
	8	Other (please specify)	5	35,71%



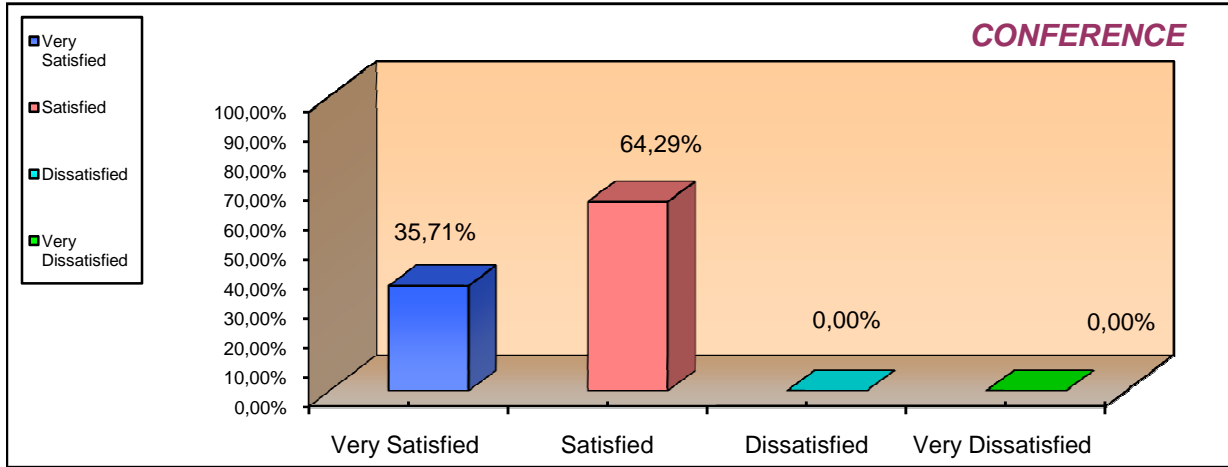
1. How did you hear about this conference?	1	Colleague, business partner	4	28,57%
	2	Printed Press, Magazines	1	7,14%
	3	Website	1	7,14%
	4	Invitation Mailer	8	57,14%



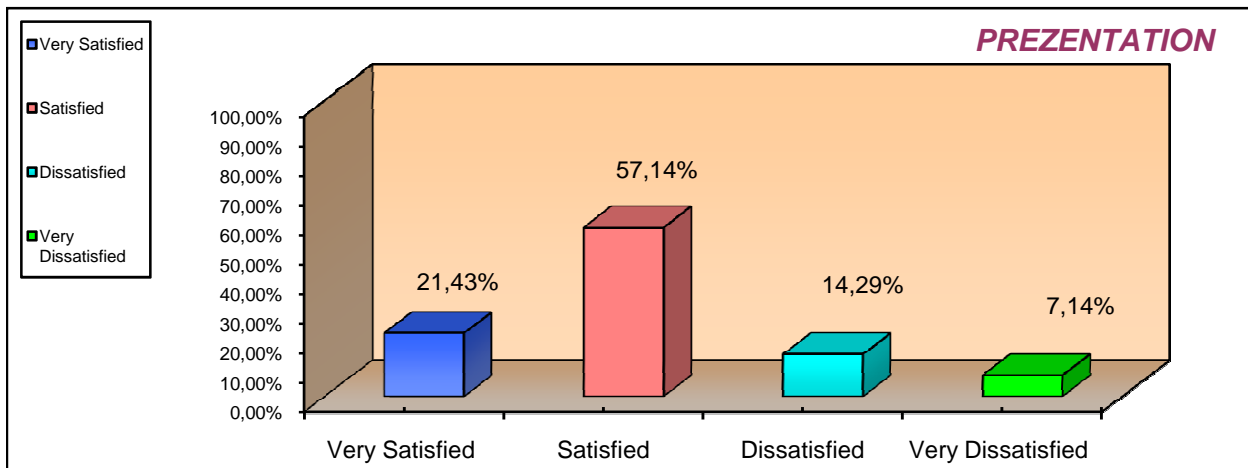
2. Were you satisfied with the invitation letter?	1	Very Satisfied	9	64,29%
	2	Satisfied	5	35,71%
	3	Dissatisfied	0	0,00%
	4	Very Dissatisfied	0	0,00%



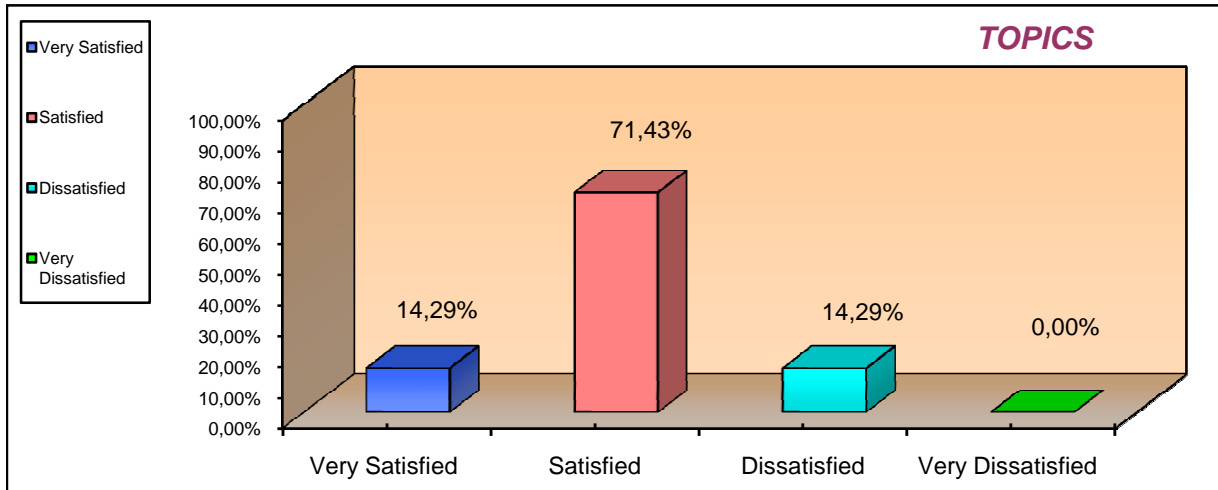
3. Was the conference programme on the whole interesting and insightful?	1	Very Satisfied	5	35,71%
	2	Satisfied	9	64,29%
	3	Dissatisfied	0	0,00%
	4	Very Dissatisfied	0	0,00%



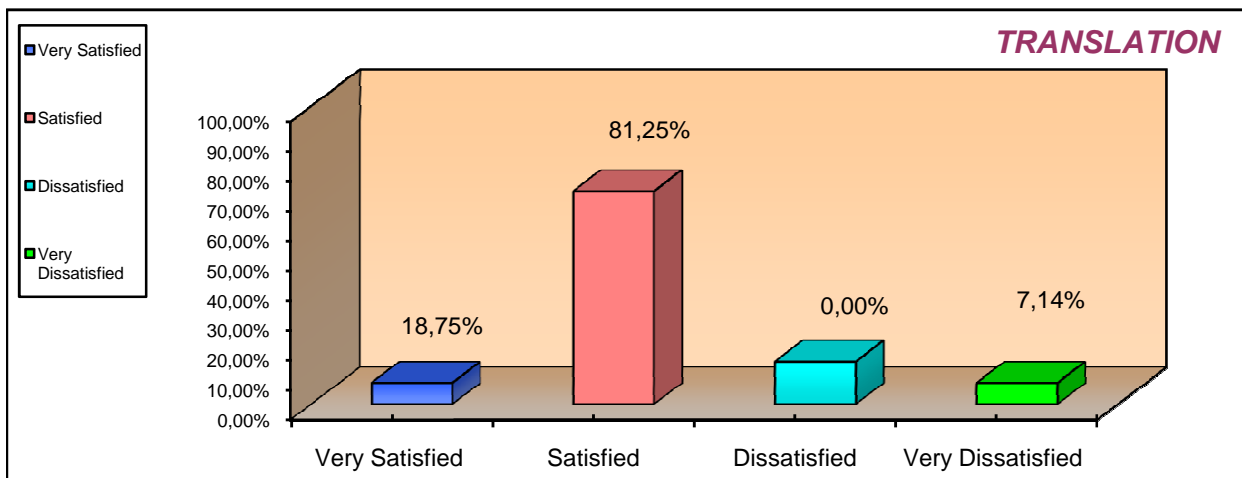
4. Were the presentations by the speakers done in an interesting and professional way?	1	Very Satisfied	3	21,43%
	2	Satisfied	8	57,14%
	3	Dissatisfied	2	14,29%
	4	Very Dissatisfied	1	7,14%



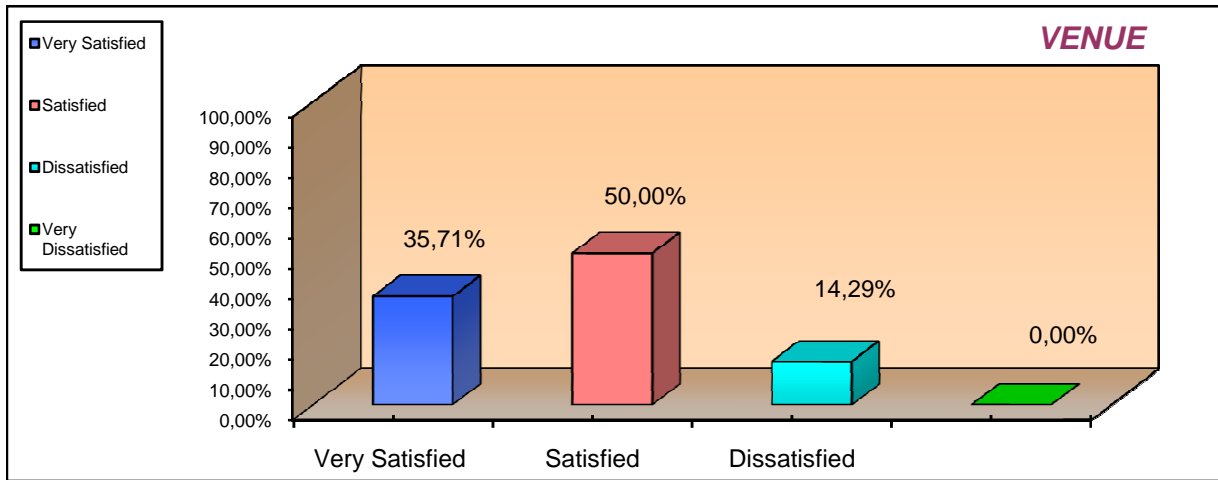
5. Were you introduced to new topics and issues and did you learn things which are important for your business?	1	Very Satisfied	2	14,29%
	2	Satisfied	10	71,43%
	3	Dissatisfied	2	14,29%
	4	Very Dissatisfied	0	0,00%



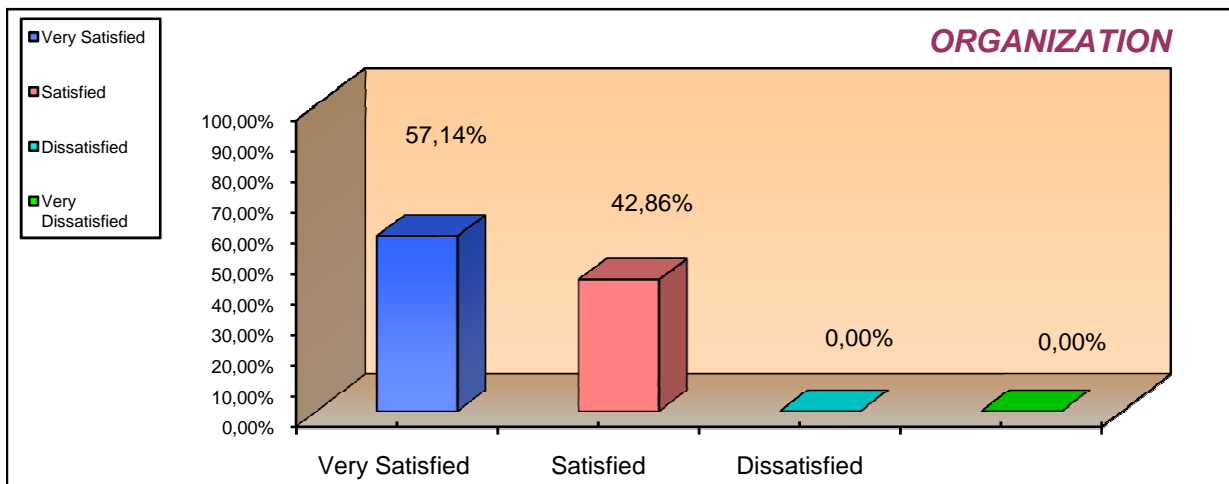
6. Were you satisfied with the simultaneous translation?	1	Very Satisfied	1	7,14%
	2	Satisfied	10	71,43%
	3	Dissatisfied	2	14,29%
	4	Very Dissatisfied	1	7,14%



7. Were you satisfied with the venue of organization?	1	Very Satisfied	5	35,71%
	2	Satisfied	7	50,00%
	3	Dissatisfied	2	14,29%
	4	Very Dissatisfied	0	0,00%



8. Were you satisfied with the organization/implementation of the conference?	1	Very Satisfied	8	57,14%
	2	Satisfied	6	42,86%
	3	Dissatisfied	0	0,00%
	4	Very Dissatisfied	0	0,00%



9. Would you recommend this conference to a colleague or business partner?	1	Yes	12	85,71%
	2	No	2	14,29%

